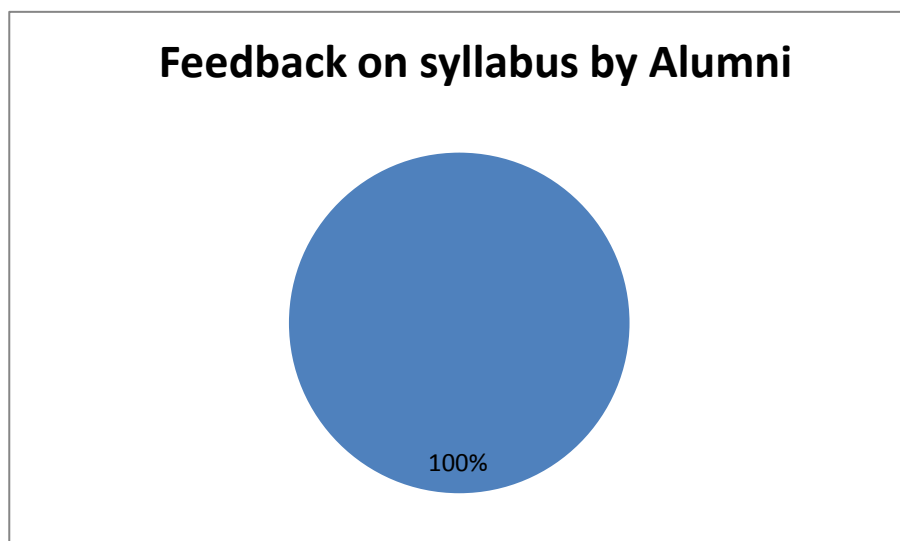


**Feedback on syllabus by Alumni**  
**Year : 2018 - 19**

Que No.	Question	Fully Satisfied	Satisfied	Partially Satisfied
2	According to you was the syllabus relevant to contemporary time ?	17	27	5
3	Do you think that the syllabus should be based on experiment or practical ?	16	24	9
4	Do you think that the syllabus was useful to enhance the skills and overall development of students ?	22	22	5
	Total	55	73	19
	Average	18.33	24.33	6.34
	Percentage	37.41	49.65	12.94



**Conclusion :**

Out of 49 respondent 36.73% expressed fully agree, 36.73% expressed agree and 26.53% responded partially agree on syllabus by alumni

**Action Taken Report : (Submitted on 16/09/2019)**

We have submitted the copy of feedback analysis on syllabus by alumni to members of the concerned board of study and IQAC cell of the college for the necessary action to be taken.

**Feedback Analysis on Syllabus from students**

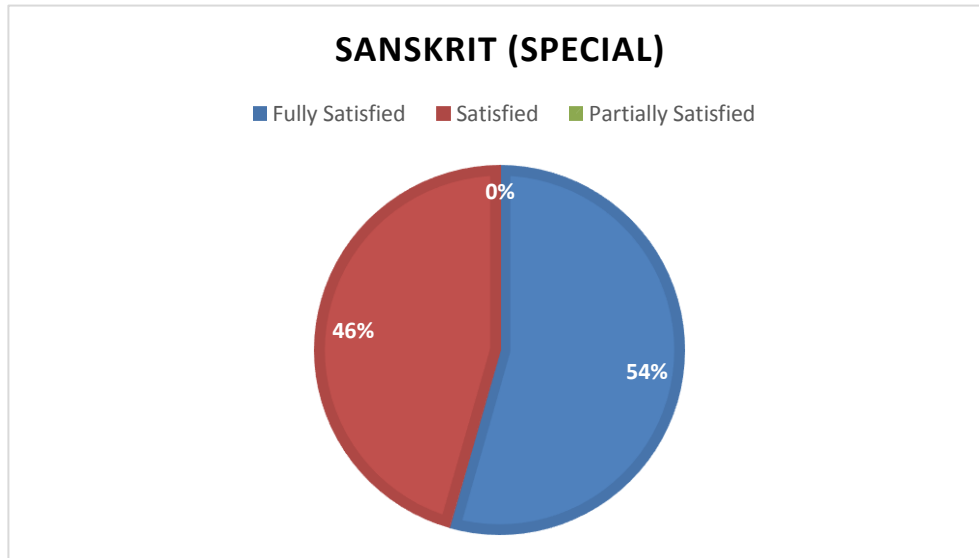
**Year : 2018-19**

**Class: B.A.**

**Sub: Sanskrit (Special)**

Que No.	Question	Fully Satisfied	Satisfied	Partially Satisfied
---------	----------	-----------------	-----------	---------------------

2	Are you satisfied with your syllabus?	11	6	0
3	Is your syllabus usefull in present age?	0	17	0
4	Does your syllabus complete in time?	14	3	0
5	Does your syllabus significant in enchansir	12	5	0
	Average	9.25	7.75	0
	Percentage	54.41	45.59	0



#### Conclusion:

Out of 17 responded 54.41% expressed their full satisfied, 45.59% responded satisfied 0% responded partially Satisfaction Over syllbus of Sanskrit(Special) in B.A

#### Action Taken Report : (Submitted on 10/09/2018)

We have submitted this conclusion to the concern member of board of study and IQAC cell of college to take necessary action in this subject the feedback from faculty (teachers) ,we have submit to the IQAC cell of the college and through IQAC cell the HOD a inform to presented in the board of study of sanskrit.

#### Feedback Analysis on Syllabus from students

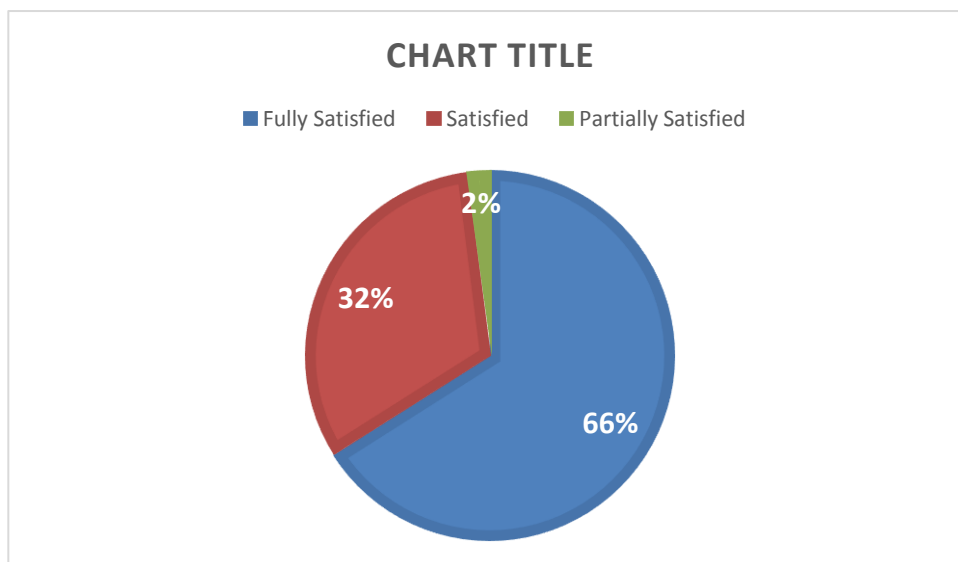
Year : 2018-19

Class: B.com

Sub: Accountancy (Special)

Que No.	Question	Fully Satisfied	Satisfied	Partially Satisfied
2	Are you satisfied with your syllabus?	42	7	1
3	Is your syllabus usefull in present age?	40	10	0
4	Does your syllabus complete in time?	31	18	1

5	Does your syllabus significant in enhancing skills and employability?	19	29	2
	Average	33	16	1
	Percentage	66	32	2



#### Conclusion:

Out of 50 responded 66% expressed their full satisfied, 32% responded satisfied 2% responded partially Satisfaction Over syllbus of Accountancy (Special) in B.Com

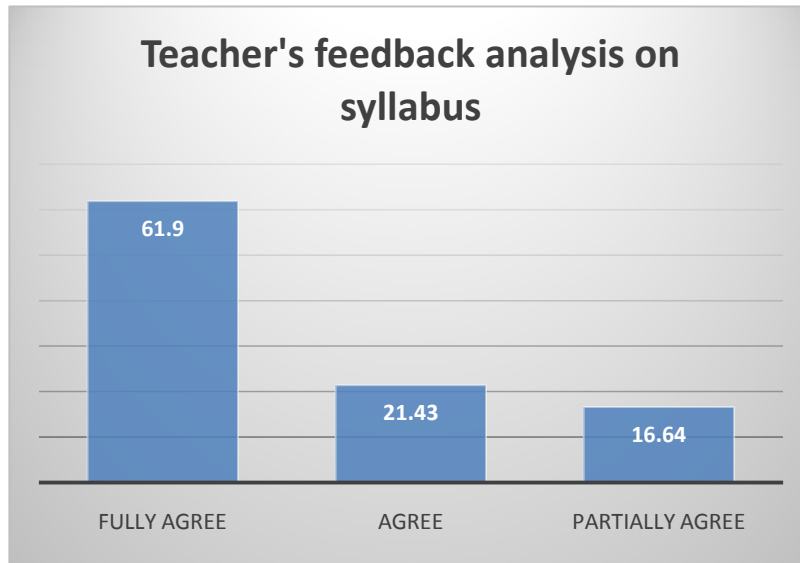
#### Action Taken Report : (Submitted on 10-9-2018)

We have submitted this conclusion to the concern member of board of study and IQAC cell of college to take necessary action in this subject the feedback from faculty (teachers) ,we have submit to the IQAC cell of the college and through IQAC cell the HOD a inform to presented in the board of study of Accountancy.

#### Teacher's feedback analysis on syllabus

Que No.	Question	Fully Agree	Agree	Partially Agree
4	IS THE CHANGE IN THE SYLLABUS OF YOUR SUBJECT, USEFULL IN PRESENT-AGE ?	11	3	0
5	DO YOU THINK THAT THE SYLLABUS CHANGE WAS NECESSARY ?	9	1	4
6	IS THE NEW SYLLABUS IS USEFULL, TO RAISE EMPLOYABILITY OF THE STUDENT ?	6	5	3
	average	8.67	3	2.33

	percentage	61.9	21.43	16.64
--	------------	------	-------	-------



onclusion : out of 14 response 61.9% responded full satisfaction ,  
21.43% responded agree with change in syllabus while  
16.64% responded partially agree.

#### **Action Taken Report :**

We have submitted this conclusion to the concern member of board of study  
and IQAC cell of college to take necessary action

#### **Feedback Analysis on Syllabus From Students**

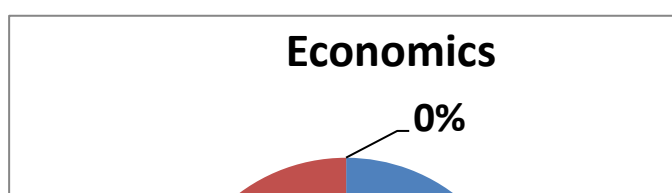
**T.Y B.A**

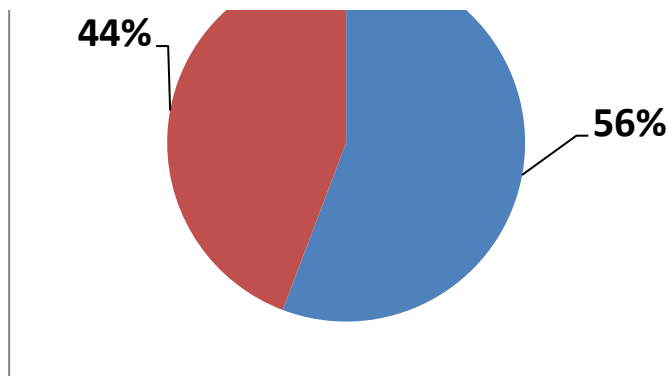
**Economics**

**Year : 2018-19**

**Programme: B.A**

Que No.	Question	Fully Satisfied	Satisfied	Partially Satisfied
2	Are you satisfied with your syllabus?	13	13	0
3	Is your syllabus usefull in present age?	12	14	0
4	Does your syllabus complete in time?	24	2	0
5	Does your syllabus significant in enchansir	0	26	0
	Average	14.5	11.5	0
	Percentage	55.7	44.23	0





### Conclusion :

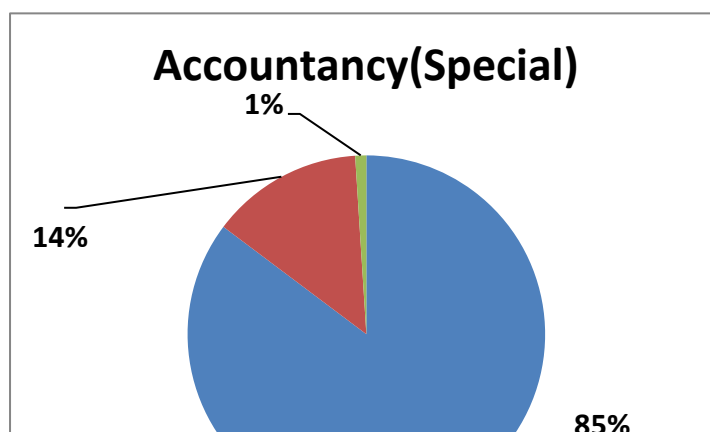
out of 26 respondent 55.77% expressed their full satisfaction  
 44.23% responded expressed their satisfaction and  
 0% responded partially Satisfaction over syllabus of Economics in T.Y B.A


### Action Taken Report : (Submitted on 10-09-2018)

We have submitted this conclusion to the concern member of board of study and IQAC cell of college to take necessary action  
 in this subject the feedback from faculty (teachers) ,we have submit to the IQAC cell of the college and through IQAC cell the HOD a inform to presented in the board of study of Economics.

### Students Feedback Analysis Subject : Accountancy(Special) Year : 2018 - 19 Programme : B.com

Que No.	Question	Fully Satisfied	Satisfied	Partially Satisfied
2	Are you Satisfied with the syllabus?	88	10	2
3	Is you syllabus usefull in presentage?	89	9	2
4	Does your syllabus complete in time?	91	9	0
5	Is this syllabus significant in enhansing the	73	27	0
	Average	85.25	13.75	1
	Percentage	85.25	13.75	1





### Conclusion:

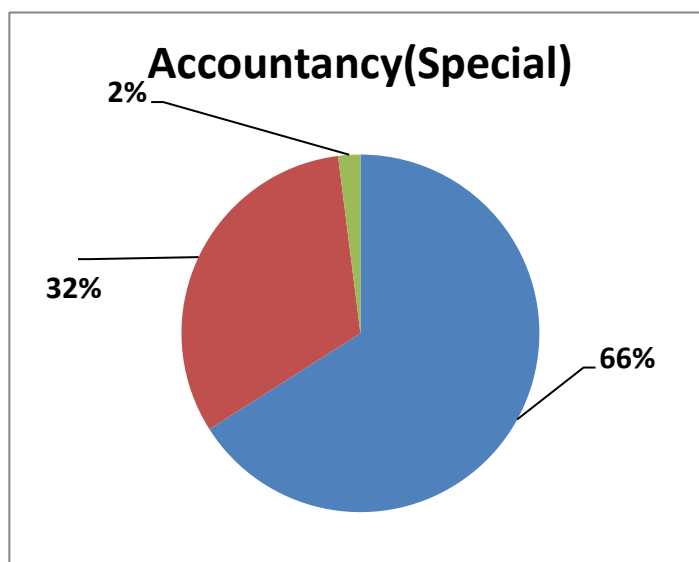
Out of 100 responded 85.25% expressed their full satisfied, 13.75% responded satisfied 1% responded partially Satisfaction Over syllabus of Accountancy(Special) in B.Com

### Action Taken Report :

We have submitted this conclusion to the concern member of board of study and IQAC cell of college to take necessary action

<b>Smt. C.D.Jhobalia Rofel Arts &amp; Student Feedback Analysis Subject: Accountancy(Special) Year - 2018-19</b>			
NO		Total	Percentage
1	Programme (B.Com)	50	
2	Are you Satisfied with the syllabus?		
	A.Fully Satisfied	42	84.00
	B.Satisfied	7	14.00
	C.Partially Satisfied	1	2
	<b>TOTAL</b>	50	
	<b>AVERAGE</b>	16.67	
3	Is you syllabus usefull in presentage?		
	A.Fully Agree	40	80
	B.Agree	10	20
	C.Partially Agree	0	0
	<b>TOTAL</b>	50	
	<b>AVERAGE</b>	16.67	
4	Does your syllabus complete in time?		
	A.Fully complete	31	62.00
	B.complete	18	36.00
	C.Partially complete	1	2
	<b>TOTAL</b>	50	
	<b>AVERAGE</b>	16.67	
5	Is this syllabus significant in enhansing the skills gret employability		
	A.Fully Agree	19	38.00
	B.Agree	29	58.00
	C.Partially Agree	2	2

	<b>TOTAL</b>	50	
	<b>AVERAGE</b>	17	
<b>6</b>	<b>According to you,the syllabus should be change in every</b>		
	A.2 year	2	4.00
	B.3 year	26	52.00
	C.4 year	22	44
	<b>TOTAL</b>	50	
	<b>AVERAGE</b>	17	
	<b>Overall respond</b>	<b>Average</b>	<b>Percentage</b>
	Fully satisfied	33	66.00
	Satisfied	16	32.00
	Partially satisfied	1	2.00
	Total	50.00	100.00



**Conclusion:** Out of 50 responded  
66% expressed their full satisfied,  
32% responded 2% responded  
partially Satisfaction Over syllbus of  
Accountancy (Special) in B.Com

**SMT. C.D.J ROFEL ARTS AND SMT. I.S.R.A ROFEL COMMERCIAL**

FEEDBACK ON SYLLABUS, BY TEACHING STAFF

FACULTY: ARTS

SUBJECT:  
ECONOMICS

TOTAL: 14

1 NAME OF YOUR DEPARTMENT:

2 NAME OF YOUR FACULTY:

(A) COMMERCE

(B) ARTS

3 THE NAME OF THE SUBJECT IN WHICH SYLLABUS HAS BEEN CHANGED

4 IS THE CHANGE IN THE SYLLABUS OF YOUR SUBJECT, USEFULL IN PRESENT- AGE ?

(A) FULLY AGREE

(B) AGREE

© PARTIALLY AGREE.

5 DO YOU THINK THAT THE SYLLABUS CHANGE WAS NECESSARY ?

(A) FULLY NECESSARY

(B) PARTIALLY NECESSARY

© NECESSARY

6 IS THE NEW SYLLABUS IS USEFULL, TO RAISE EMPLOYABILITY OF THE STUDENT ?

(A) FULLY AGREE

(B) AGREE

© PARTIALLY AGREE.

7 ACCORDING TO YOU THE CHANGE IN SYLLABUS BE DONE IN EVERY

(A) 2 YEAR

(B) 3 YEAR

© 4 YEAR

8 DO YOU A PART OF SYLLABUS CHANGE ?

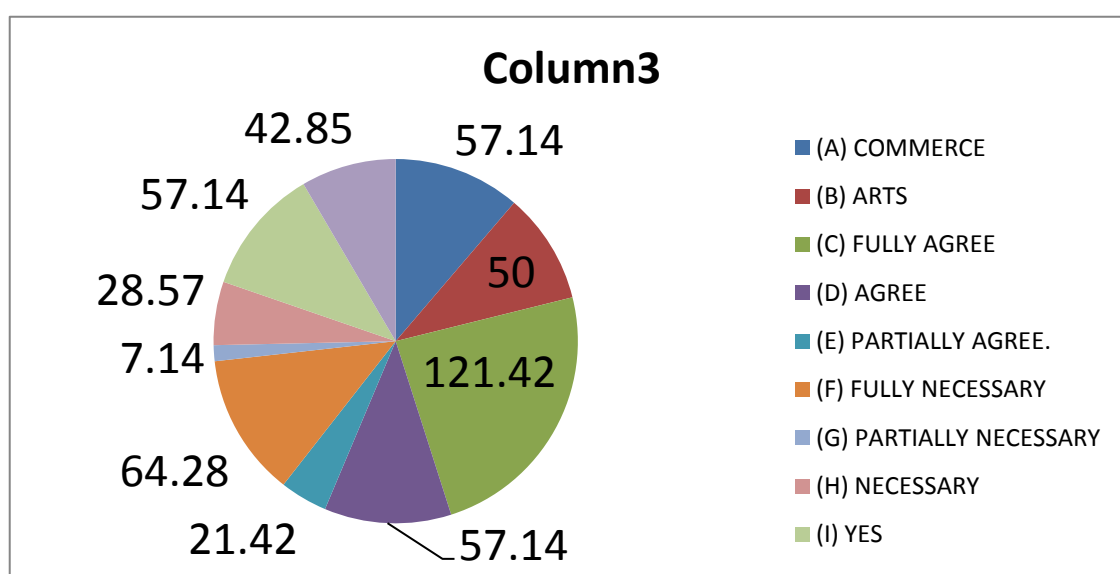
(A) YES

(B) NO

Column1	Column2	Column3
(A) COMM	8	57.14
(B) ARTS	7	50
(C) FULLY A	8.5	121.42
(D) AGREE	4	57.14
(E) PARTIA	1.59	21.42
(F) FULLY N	9	64.28
(G) PARTIA	1	7.14
(H) NECESS	4	28.57
(I) YES	8	57.14
(J) NO	6	42.85



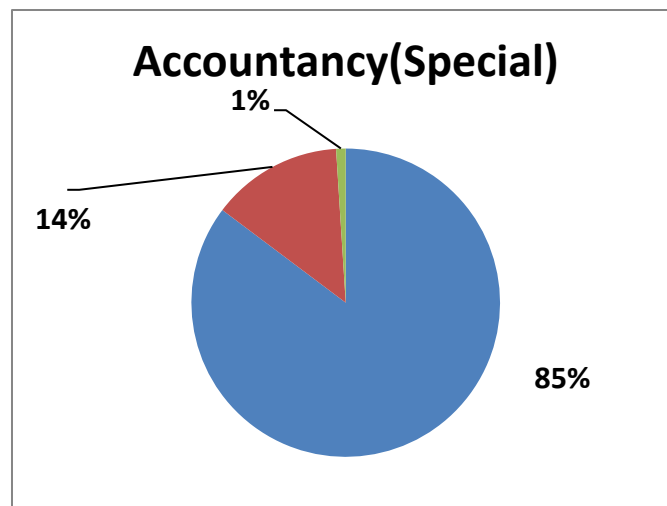
Column1	Column3
(A) COMM	57.14
(B) ARTS	50
(C) FULLY A	121.42
(D) AGREE	57.14
(E) PARTIAL	21.42
(F) FULLY N	64.28
(G) PARTIA	7.14
(H) NECESS	28.57
(I) YES	57.14
(J) NO	42.85



<b>2</b>	<b>Are you Satisfied with the syllabus?</b>		
	A.Fully Satisfied	88	88.00
	B.Satisfied	10	10.00
	C.Partially Satisfied	2	2
	<b>TOTAL</b>	100	
	<b>AVERAGE</b>	33.33	
<b>3</b>	<b>Is you syllabus usefull in presentage?</b>		
	A.Fully Agree	89	89
	B.Agree	9	9
	C.Partially Agree	2	2
	<b>TOTAL</b>	100	
	<b>AVERAGE</b>	33.33	
<b>4</b>	<b>Does your syllabus complete in time?</b>		
	A.Fully complete	91	91.00
	B.complete	9	9.00

	C.Partially complete	0	0
	<b>TOTAL</b>	9	
	<b>AVERAGE</b>	33.33	
<b>5</b>	<b>Is this syllabus significant in enhancing the skills gret employability</b>		
	A.Fully Agree	73	73.00
	B.Agree	27	27.00
	C.Partially Agree	0	0
	<b>TOTAL</b>	100	
	<b>AVERAGE</b>	33	
<b>6</b>	<b>According to you,the syllabus should be change in every</b>		
	A.2 year	4	4.00
	B.3 year	18	18.00
	C.4 year	78	78
	<b>TOTAL</b>	100	
	<b>AVERAGE</b>	33	

<b>Overall respond</b>	<b>Average</b>	<b>%</b>
Fully satisfied	85.25	85.25
Satisfied	13.75	13.75
Partially satisfied	1	1.00
Total	100	100



**Conclusion:** Out of 100 responded 85.25% expressed their full satisfied, 13.75% responded 1% responded partially Satisfaction Over syllbus of Accountancy(Special) in B.Com

**Smt. C.D.Jhobalia Rofel Arts &  
Student Feedback Analysis  
Subject: Sanskrit(Special)  
Year - 2018-19**

NO		Total	%
<b>1</b>	<b>Programme (B.A)</b>	<b>17</b>	
<b>2</b>	<b>Are you Satisfied with the syllabus?</b>		
	A.Fully Satisfied	11	64.71
	B.Satisfied	6	35.29
	C.Partially Satisfied	0	0
	<b>TOTAL</b>	<b>17</b>	
	<b>AVERAGE</b>	<b>5.67</b>	
<b>3</b>	<b>Is you syllabus usefull in presentage?</b>		
	A.Fully Agree	0	0
	B.Agree	17	100
	C.Partially Agree	0	0
	<b>TOTAL</b>	<b>17</b>	
	<b>AVERAGE</b>	<b>5.67</b>	
<b>4</b>	<b>Does your syllabus complete in time?</b>		
	A.Fully complete	14	82.35
	B.complete	3	17.65
	C.Partially complete	0	0
	<b>TOTAL</b>	<b>17</b>	
	<b>AVERAGE</b>	<b>5.67</b>	
<b>5</b>	<b>Is this syllabus significant in enhansing the skills gret employability</b>		
	A.Fully Agree	12	70.59
	B.Agree	5	29.41
	C.Partially Agree	0	0
	<b>TOTAL</b>	<b>17</b>	
	<b>AVERAGE</b>	<b>6</b>	
<b>6</b>	<b>According to you,the syllabus should be change in every</b>		
	A.2 year	4	23.53
	B.3 year	13	76.47
	C.4 year	0	0
	<b>TOTAL</b>	<b>17</b>	
	<b>AVERAGE</b>	<b>6</b>	

Overall respond	Average	%
Fully satisfied	9.25	54.41
Satisfied	7.75	45.59
Partially satisfied	0	-
Total	17	100

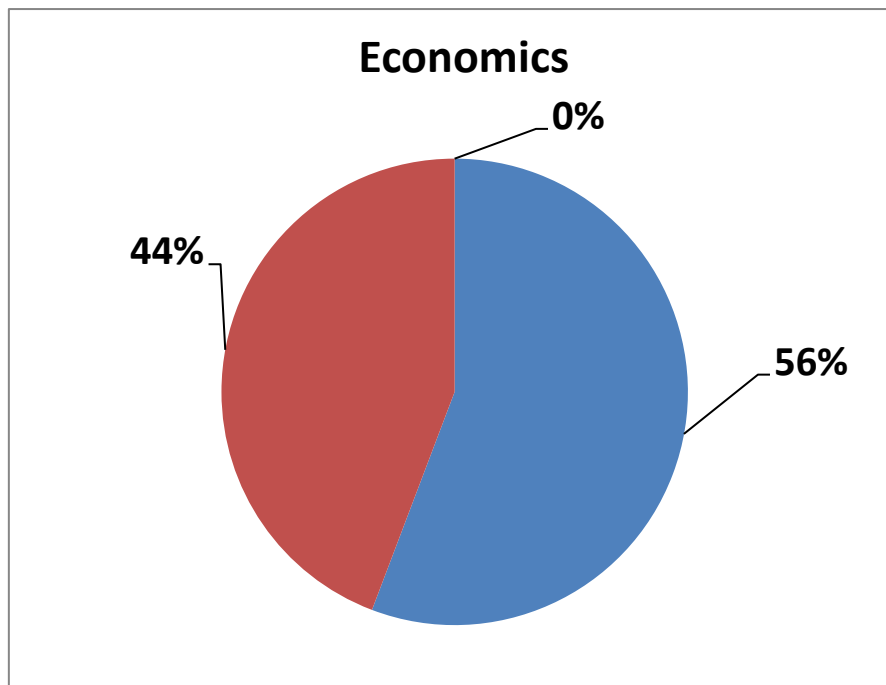
## Sanskrit(Special)

**Conclusion:** Out of 17 responded 54.41% expressed their full satisfied,

Smt. C.D.Jhobalia Rofel Arts &			
Feedback Analysis on Syllabus From Students			
T.Y B.A			
Economics			
Year : 2018-19			
No.		Total	%
1	Programme: B.A	26	
2	Are You Satisfied With The Syllabus ?		
	Fully Satisfied	13	50.00
	Satisfied	13	50.00
	Partically Satisfied	0	-
	Total	26	100.00%
	Average	8.67	
3	Is This Syllabus Usefull in Present ?	12.00	46.15
	Fully Agree	14.00	53.85
	Agree	-	-
	Partically Agree		
	Total	26.00	100.00%
	Average	8.67	
4	Does Your Syllabus Complete in Time ?		
	Fully Completed	24	92.31
	Completed	2	7.69
	Partically Completed	0	0.00%
	Total	26	100.00%
	Average	8.67	
5	Is This Syllabus to Increase Skills and Employability ?		
	Fully Agree	9	34.62
	Agree	17	65.38
	Partically Agree	0	-
	Total	26	100.00%
	Average	8.67	
6	According to You The Syllabus Should be Change in Every		
	2 Year	0	0.00%
	3 Year	26	100.00%
	4 Year	0	0.00%
	Total	26	100%
	Average	8.67	

overall responds	Average	%
------------------	---------	---

fully Satisfied	14.5	55.77
Satisfied	11.5	44.23
partially Satisfied	0	-
Total	26	100.00



**Conclusion:** Out of 26% respondent 55.77% expressed their full satisfecion, 44.23% 0% responded partially Satisfaction over syllbus of Economics in T.Y B.A

**Smt. C.D.Jhobalia Rofel Arts &  
Smt. I.S.R.Achchariwala Rofel Commerce College, VAPI**

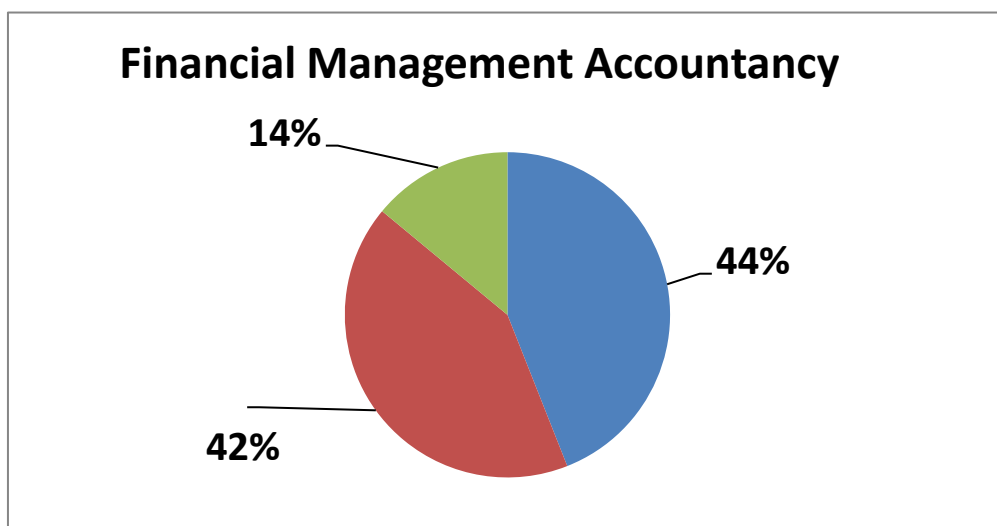
**Feedback Analysis on Syllabus from students**

**Year : 2017-18**

**Class: M.Com Sem II**

**Sub: Financial Management**

Que No.	Question	Fully Satisfied	Satisfied	Partially Satisfied
2	Are you satisfied with your syllabus?	11	12	2
3	Is your syllabus usefull in present age?	12	9	4
4	Does your syllabus complete in time?	11	10	4
5	Does your syllabus significant in enchansing skills and employability?	10	11	4
	Average	11	10.5	3.5
	Percentage	44	42	14



#### Conclusion:

out of 25 respondent 44% expressed their fully satisfaction, 42% responded Satisfaction while 14% responded partially Satisfaction over syllbus of Financial Managemrnt Accountancy in M.com Sem-2

#### Action Taken Report :

We have submitted this conclusion to the concern member of board of study and IQAC cell of college to take necessary action

### Smt. C.D.Jhobalia Rofel Arts &

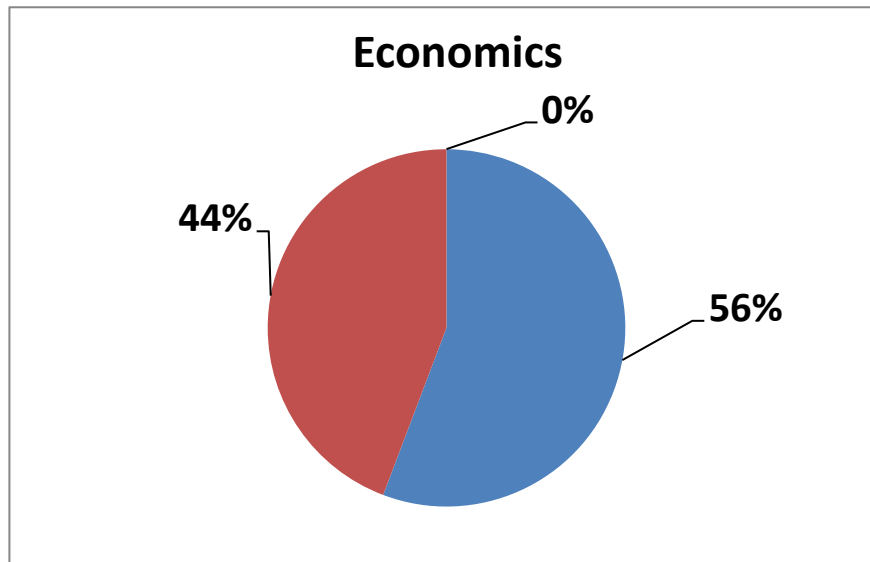
#### Feedback Analysis on Syllabus from students

Year : 2018-19

Class: T.Y.B.A

Sub: Economics

Que No.	Question	Fully Satisfied	Satisfied	Partially Satisfied
2	Are you satisfied with your syllabus?	13	13	0
3	Is your syllabus usefull in present age?	12	14	0
4	Does your syllabus complete in time?	24	2	0
5	Does your syllabus significant in enchansir	9	17	0
	Average	14.5	11.5	0
	Percentage	55.77	44.23	0



**Conclusion:**

Out of 26% respondent 55.77% expressed their full satisfaction, 44.23% responded Satisfaction while 0% responded partially Satisfaction over syllbus of Economics in T.Y B.A

**Action Taken Report :**

We have submitted this conclusion to the concern member of board of study and IQAC cell of college to take necessary action















E COLLEGE, VAPI

year 2018-19









