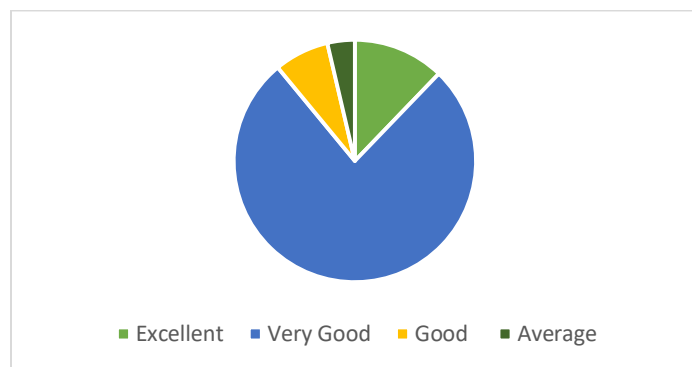


Forms of exit level were filled for third year students in the academic year 2022-23 at smt.C.D.J.Rofel Arts and Smt.I.S.R.A.Rofel Commerce College,Vapi. In which a total of 82 students participated. The statistical analysis of which is as follows

1 Did teaching methodology at college was effective.

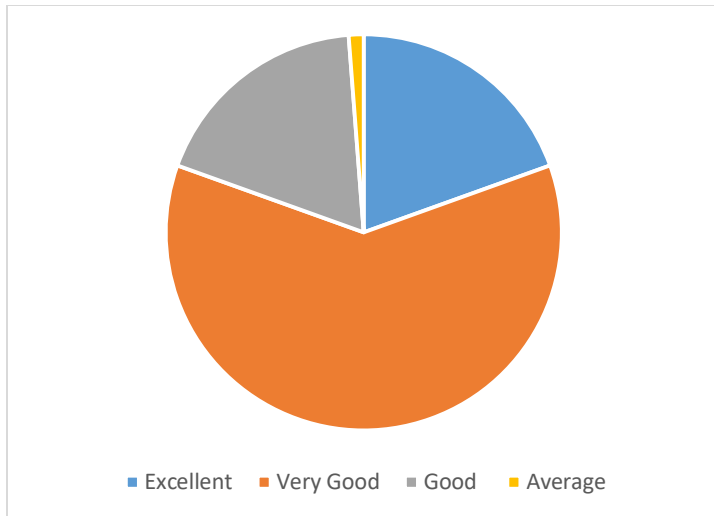
Particulars	Nos of Respondents	%
Excellent	1	12.2
Very Good	63	76.8
Good	6	7.3
Average	3	3.7



Conclusion:- There are 63 Students are responded that teaching methodology is very good at college.

2 Did the periodic assessment and evaluation of your performance help in the Final Exam?

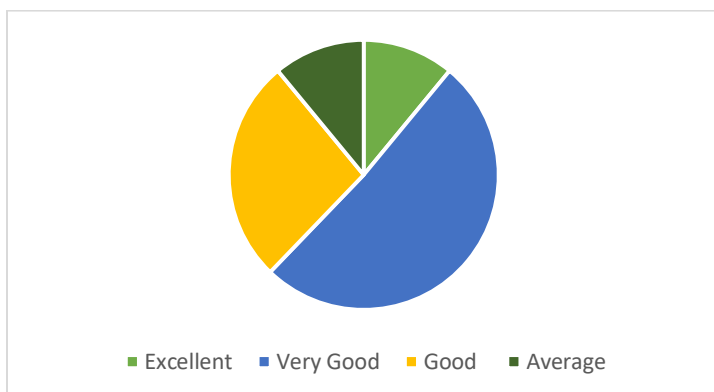
Particulars	Nos of Respondents	%
Excellent	16	19.5
Very Good	50	61.0
Good	15	18.3
Average	1	1.2



Conclusion:- There are majority students are responded periodic assessment and evaluation of your performance help in the Final Exam

3 Did the Disciplinary measures adopted by the institution helpful in reaching your goal?

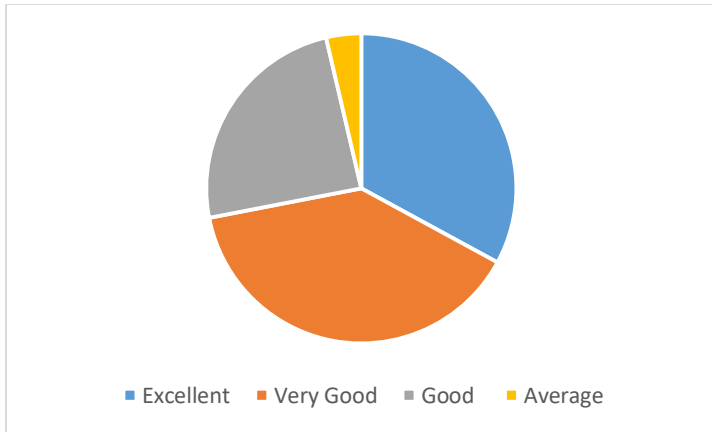
Particulars	Nos of Respondents	%
Excellent	9	11.0
Very Good	42	51.2
Good	22	26.8
Average	9	11.0



Conclusion:- There are majority students (51.2%) are responded disciplinary measures are helpful tor reach their goals.

4 Did the literally/ cultural /sports activities help you realize your full potential

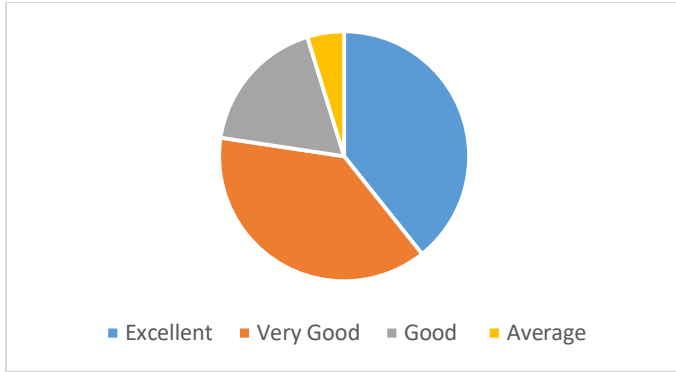
Particulars	Nos of Respondents	%
Excellent	27	32.9
Very Good	32	39.0
Good	20	24.4
Average	3	3.7



Conclusion:- 32 (39.0%) students (39.0% are responded that cultural /literally and sports activities are realized their potentials.

5 Has the campus experience met your expectations?

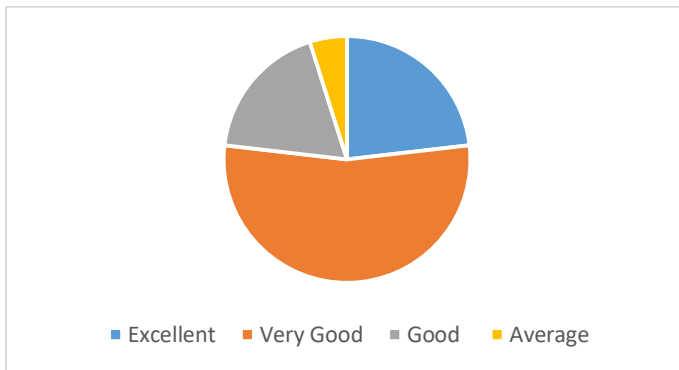
Particulars	Nos of Respondents	%
Excellent	33	40.2
Very Good	32	39.0
Good	15	18.3
Average	4	4.9



Conclusion:- There are 33 students (40.2%) students are responded that that expectation are fulfilled what they expected to the college.

6 Was the teacher used innovative approach and promote the interactive process in teaching?

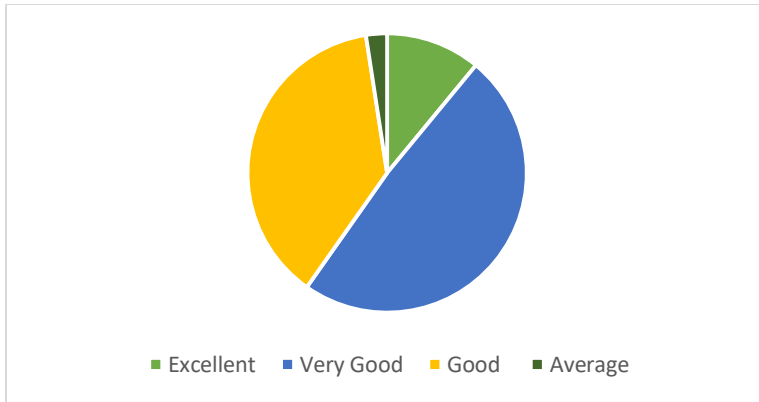
Particulars	Nos of Respondents	%
Excellent	19	23.2
Very Good	44	53.7
Good	15	18.3
Average	4	4.9



Conclusion:- 44 students are responded that teachers were used innovative approaches and interactive in teaching.

7 Are you satisfied with the certificate initiate by the college?

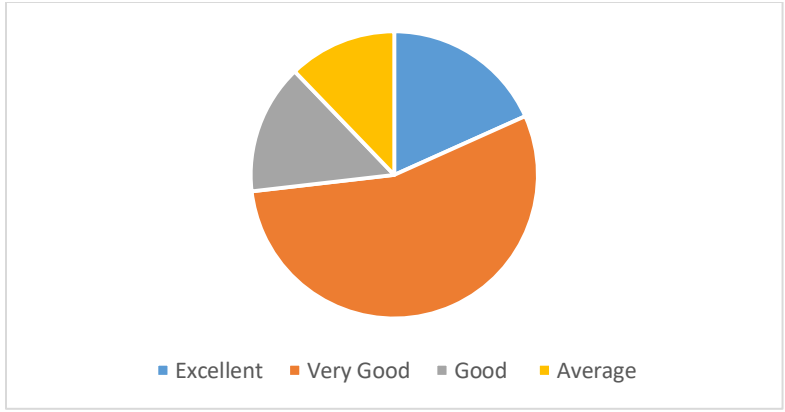
Particulars	Nos of Respondents	%
Excellent	9	11.0
Very Good	40	48.8
Good	31	37.8
Average	2	2.4



Conclusion:- There are 48.8% students are responded that they satisfied with certified courses.

8 Did the NSS,NCC Saptadhara helped you in your development?

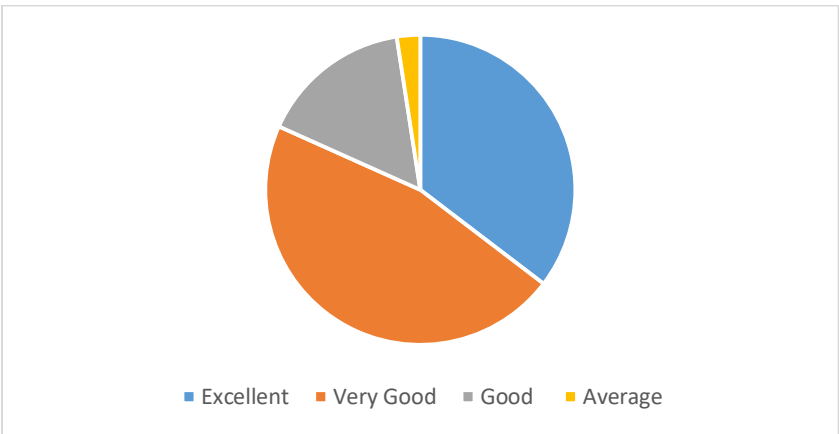
Particulars	Nos of Respondents	%
Excellent	15	18.3
Very Good	45	54.9
Good	12	14.6
Average	10	12.2



Conclusion:- Here majority students (54.9%) students are responded that NSS, NCC and Saptadhara is helpful for their career and personality development.

9 Is various cells such as Grievances redressal cell, women development cell, are working as per your expectations?

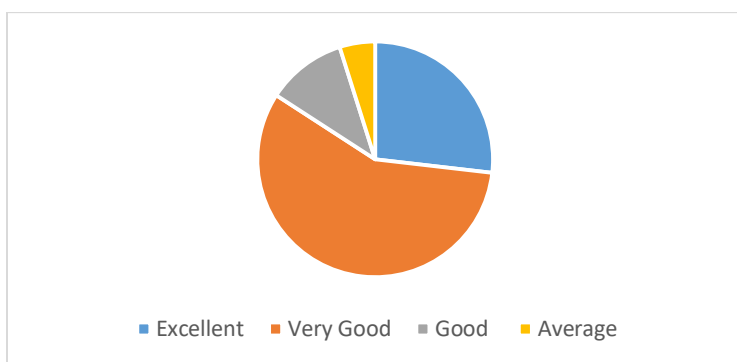
Particulars	Nos of Respondents	%
Excellent	29	35.4
Very Good	38	46.3
Good	13	15.9
Average	2	2.4



Conclusion:- Here majority students are responded that Grievances redressal cell, women development cell are working as per their expectations.

10 Did skill development sessions, personality development sessions and guest lectures add some knowledge in you? Are those sessions fruitful?

Particulars	Nos of Respondents	%
Excellent	22	26.8
Very Good	47	57.3
Good	9	11.0
Average	4	4.9



Conclusion:- here 57.3% students are responded that personality development sessions and guest lectures are fruitful and adding knowledge in other subjects and field.

11 Did you get the transport facility?

Particulars	Nos of Respondents	%
Excellent	35	42.7
Very Good	33	40.2
Good	11	13.4
Average	3	3.7



Conclusion:- 35 students are responded that transportation facilities are excellent as per their expectation.